

## Power supply unit - UNO-PS/1AC/24DC/ 30W - 2902991

Please be informed that the data shown in this PDF Document is generated from our Online Catalog. Please find the complete data in the user's documentation. Our General Terms of Use for Downloads are valid (<http://download.phoenixcontact.com>)

Primary-switched UNO power supply for DIN rail mounting, input: single-phase, output: 24 V DC/30 W



### Product description

UNO POWER power supplies – compact with basic functionality

Thanks to their high power density, compact UNO POWER power supplies offer the ideal solution for loads up to 100 W, particularly in compact control boxes. Their high degree of efficiency and low idling losses ensure a high level of energy efficiency.

### Product Features

- ✓ Flexible mounting by simply snapping onto the DIN rail
- ✓ More space in the control cabinet with up to 20 % higher power density
- ✓ Maximum energy efficiency, thanks to over 90 % efficiency and extremely low idling losses under 0.3 W



### Key commercial data

Packing unit	1 pc
Weight per Piece (excluding packing)	180.0 GRM
Custom tariff number	85044030
Country of origin	Germany

### Technical data

#### Dimensions

Width	22.5 mm
Height	90 mm
Depth	84 mm

#### Ambient conditions

Degree of protection	IP20
Ambient temperature (operation)	-25 °C ... 70 °C (> 55° C derating)
Ambient temperature (storage/transport)	-40 °C ... 85 °C

# Power supply unit - UNO-PS/1AC/24DC/ 30W - 2902991

## Technical data

### Ambient conditions

Max. permissible relative humidity (operation)	≤ 95 % (at 25 °C, non-condensing)
Noise immunity	EN 61000-6-2:2005

### Input data

Input voltage range	85 V AC ... 264 V AC
AC frequency range	45 Hz ... 65 Hz
Current consumption	0.5 A (120 V AC)
	0.3 A (230 V AC)
Inrush surge current	< 20 A (typical)
Power failure bypass	> 25 ms (120 V AC)
	> 115 ms (230 V AC)
Input fuse	2 A (slow-blow, internal)
Choice of suitable fuses	6 A ... 16 A (Characteristics B, C, D, K)
Type of protection	Transient surge protection
Protective circuit/component	Varistor

### Output data

Nominal output voltage	24 V DC ±1%
Output current	1.25 A (-25°C ... 55°C)
Derating	55 °C ... 70 °C (2.5%/K)
Connection in parallel	Yes, for redundancy and increased capacity
Connection in series	Yes
Control deviation	< 1 % (change in load, static 10 % ... 90 %)
	< 2 % (Dynamic load change 10 % ... 90 %, 10 Hz)
	< 0.1 % (change in input voltage ±10 %)
Residual ripple	< 60 mV <sub>PP</sub> (with nominal values)
Maximum power dissipation NO-Load	< 0.3 W
Power loss nominal load max.	< 5 W

### General

Net weight	0.15 kg
Efficiency	> 88 % (for 230 V AC and nominal values)
Insulation voltage input/output	4 kV AC (type test)
	3 kV AC (routine test)
Protection class	II (in closed control cabinet)
MTBF (IEC 61709, SN 29500)	1158304 h (According to EN 29500)
Mounting position	horizontal DIN rail NS 35, EN 60715
Assembly instructions	Alignable: 0 mm horizontally, 30 mm vertically
Electromagnetic compatibility	Conformance with EMC Directive 2004/108/EC

# Power supply unit - UNO-PS/1AC/24DC/ 30W - 2902991

## Technical data

### General

Low Voltage Directive	Conformance with LV directive 2006/95/EC
Standard – Electrical equipment of machines	EN 60204-1
Standard - Electrical safety	IEC 60950-1/VDE 0805 (SELV)
Standard – Electronic equipment for use in electrical power installations and their assembly into electrical power installations	EN 50178/VDE 0160 (PELV)
Standard – Safety extra-low voltage	IEC 60950-1 (SELV) and EN 60204 (PELV)
Standard - Safe isolation	DIN VDE 0100-410
Standard – Protection against electric shock	DIN 57100-410
Standard – Limitation of mains harmonic currents	EN 61000-3-2
Approval - requirement of the semiconductor industry with regard to mains voltage dips	EN 61000-4-11
Information technology equipment - safety (CB scheme)	CB Scheme
UL approvals	UL/C-UL listed UL 508
	UL/C-UL Recognized UL 60950
	NEC Class 2 as per UL 1310

### Connection data, input

Connection method	Screw connection
Conductor cross section solid min.	0.2 mm <sup>2</sup>
Conductor cross section solid max.	2.5 mm <sup>2</sup>
Conductor cross section stranded min.	0.2 mm <sup>2</sup>
Conductor cross section stranded max.	2.5 mm <sup>2</sup>
Conductor cross section AWG/kcmil min.	24
Conductor cross section AWG/kcmil max	14
Stripping length	8 mm
Screw thread	M3

### Connection data, output

Connection method	Screw connection
Conductor cross section solid min.	0.2 mm <sup>2</sup>
Conductor cross section solid max.	2.5 mm <sup>2</sup>
Conductor cross section stranded min.	0.2 mm <sup>2</sup>
Conductor cross section stranded max.	2.5 mm <sup>2</sup>
Conductor cross section AWG/kcmil min.	24
Conductor cross section AWG/kcmil max	14
Stripping length	8 mm

### Signaling

Output name	LED status indicator
-------------	----------------------

# Power supply unit - UNO-PS/1AC/24DC/ 30W - 2902991

## Classifications

### eCl@ss

eCl@ss 4.0	27040702
eCl@ss 4.1	27040702
eCl@ss 5.0	27049002
eCl@ss 5.1	27049002
eCl@ss 6.0	27049002
eCl@ss 7.0	27049002
eCl@ss 8.0	27049002

### ETIM

ETIM 3.0	EC001039
ETIM 4.0	EC000599
ETIM 5.0	EC002540

### UNSPSC

UNSPSC 6.01	30211502
UNSPSC 7.0901	39121004
UNSPSC 11	39121004
UNSPSC 12.01	39121004
UNSPSC 13.2	39121004

## Approvals

### Approvals

---

#### Approvals

UL Recognized / UL Listed / cUL Recognized / cUL Listed / IECCEB Scheme / cULus Recognized / cULus Listed

---


#### Ex Approvals

---

#### Approvals submitted




---

### Approval details

UL Recognized 
---

## Power supply unit - UNO-PS/1AC/24DC/ 30W - 2902991

### Approvals



### Accessories

#### Accessories

#### Redundancy module

Redundancy module - UNO-DIODE/5-24DC/2X10/1X20 - 2905489



Redundancy module, 5 V ... 24 V DC, 2 x 10 A, 1 x 20 A.

### Drawings

## Power supply unit - UNO-PS/1AC/24DC/ 30W - 2902991

Block diagram

